

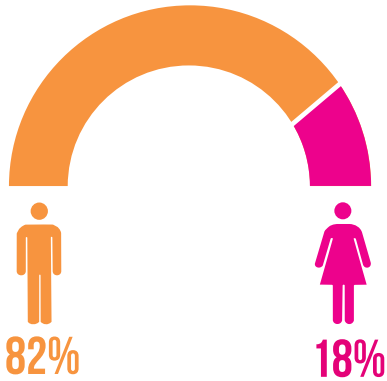


LE19: A RECORD NUMBER OF WOMEN WERE ELECTED BUT THEY STILL REPRESENT LESS THAN 1/4 OF COUNCILLORS.

Party and Political Groupings

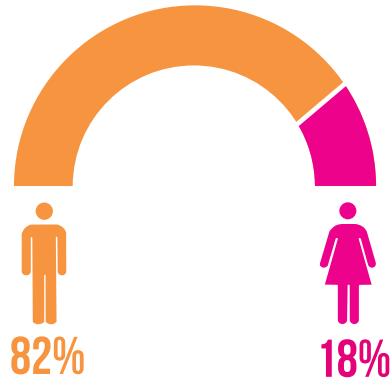
INDEPENDENTS

Number of councillors: 187



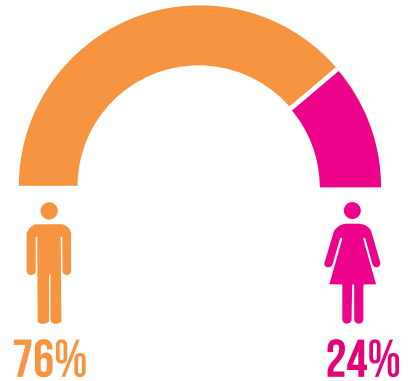
FIANNA FÁIL

Number of councillors: 279



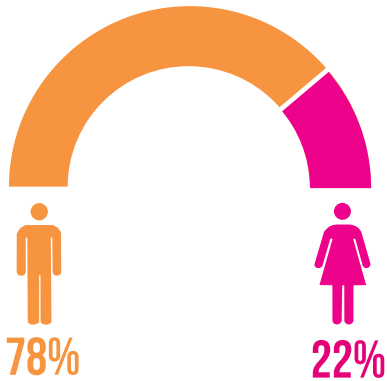
FINE GAEL

Number of councillors: 255



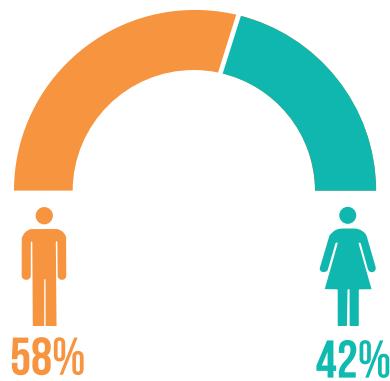
SINN FÉIN

Number of councillors: 81



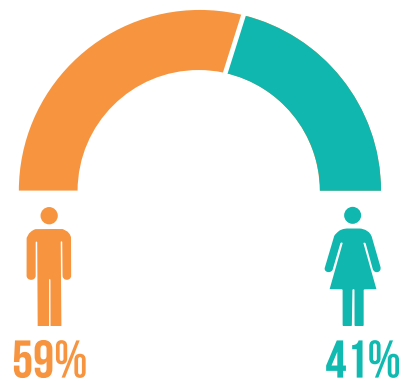
LABOUR PARTY

Number of councillors: 57



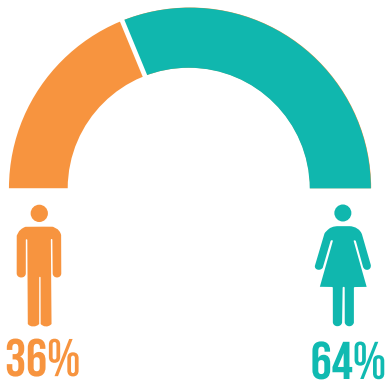
GREEN PARTY

Number of councillors: 49



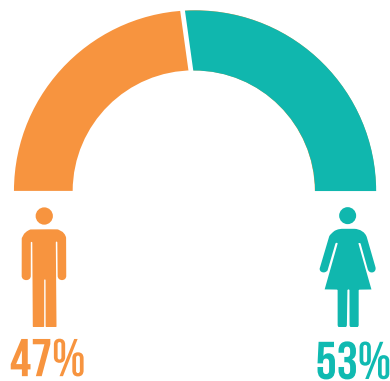
SOLIDARITY/ PBP

Number of councillors: 11



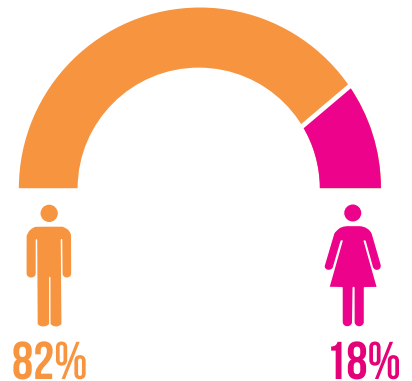
SOCIAL DEMOCRATS

Number of councillors: 19



OTHERS

Number of councillors: 11



TOTAL NUMBER OF COUNCILLORS

949

TOTAL NUMBER OF WOMEN ELECTED

225

Variation between the parties.

The smaller parties tend to have better gender balance amongst their Councillors, with the proportion of women ranging between 41% and 64%. This is largely a reflection of the gender balance amongst their candidates – as smaller parties tended to run a more balanced ticket.

Amongst Independent candidates, only 19% were women. Neither of the two larger parties met 30% women candidates (Fianna Fáil reached 22%, Fine Gael reached 29%), which is reflected in their councillors (18% of Fianna Fáil councillors are women, 24% of Fine Gael councillors are women).

Geography matters

Dún Laoghaire-Rathdown almost reached 50:50 representation, with 19 women taking seats amongst the 40 members elected. The results reflected the fact that 47% of the candidates in Dún Laoghaire-Rathdown were women.

Similarly, Kildare saw 17 (43%) women elected to the Council, although only 32% of candidates there were women. There were 13 (41%) women elected in Wicklow, where 25 (40%) of the candidates were women.

At the other end of the scale, only 1 woman was elected in Longford (6%) and just 2 women were elected in Offaly (11%), Sligo (11%), Waterford (6%), Carlow (11%) and Mayo (7%).

Michael and John

In an indication of the poor representation of women in some councils:

More Michaels than women were elected to Mayo County Council,

Twice as many Johns than women were elected to Waterford City and County Council, Offaly County Council and Carlow County Council.

A lot more women put themselves forward for election in 2019 than in previous years. 29% of candidates were women, which represents a 28% increase on the 2014 election. However, while record numbers of women were elected this time, the number of women taking seats still only reached 24% of councillors.

Consistency across parties is crucial to ensuring the equal representation of women in Councils. The onus is now on parties to ensure they have a greater proportion of women candidates selected to run in future local elections. The next local elections should see all parties select at least 40% women candidates.

The onus is also on the Government to ensure there are quotas in place for the local elections in 5 years' time to make sure this happens across all parties.



A: 36 Fitzwilliam place,
Dublin 2, Ireland.
T: 01 672 8050
E: hello@womenforelection.ie
Tw: [@women4election](https://twitter.com/women4election)